

SSRIs for anxiety and OCD disorders

Review information

Authors

[Empty name]¹

¹[Empty affiliation]

Citation example: [Empty name]. SSRIs for anxiety and OCD disorders. Cochrane Database of Systematic Reviews [Year], Issue [Issue].

Characteristics of studies

Characteristics of included studies

FLX-HCJW

Methods	
Participants	
Interventions	
Outcomes	
Notes	

Risk of bias table

Bias	Authors' judgement	Support for judgement
Random sequence generation (selection bias)	Unclear risk	
Allocation concealment (selection bias)	Unclear risk	
Blinding of participants and personnel (performance bias)	Unclear risk	
Blinding of outcome assessment (detection bias)	Unclear risk	
Incomplete outcome data (attrition bias)	Unclear risk	
Selective reporting (reporting bias)	Unclear risk	
Other bias	Unclear risk	

PAR-676

Methods	
Participants	
Interventions	
Outcomes	
Notes	

Risk of bias table

Bias	Authors' judgement	Support for judgement
Random sequence generation (selection bias)	Unclear risk	
Allocation concealment (selection bias)	Unclear risk	
Blinding of participants and personnel (performance bias)	Unclear risk	
Blinding of outcome assessment (detection bias)	Unclear risk	
Incomplete outcome data (attrition bias)	Unclear risk	
Selective reporting (reporting bias)	Unclear risk	
Other bias	Unclear risk	

PAR-704

Methods	
Participants	
Interventions	
Outcomes	
Notes	

Risk of bias table

Bias	Authors' judgement	Support for judgement
Random sequence generation (selection bias)	Unclear risk	
Allocation concealment (selection bias)	Unclear risk	
Blinding of participants and personnel (performance bias)	Unclear risk	
Blinding of outcome assessment (detection bias)	Unclear risk	
Incomplete outcome data (attrition bias)	Unclear risk	
Selective reporting (reporting bias)	Unclear risk	
Other bias	Unclear risk	

SER-90CE21-0498

Methods	
Participants	
Interventions	
Outcomes	
Notes	

Risk of bias table

Bias	Authors' judgement	Support for judgement
Random sequence generation (selection bias)	Unclear risk	
Allocation concealment (selection bias)	Unclear risk	
Blinding of participants and personnel (performance bias)	Unclear risk	
Blinding of outcome assessment (detection bias)	Unclear risk	
Incomplete outcome data (attrition bias)	Unclear risk	
Selective reporting (reporting bias)	Unclear risk	
Other bias	Unclear risk	

Footnotes

Characteristics of excluded studies

Footnotes

Characteristics of studies awaiting classification

Footnotes

Characteristics of ongoing studies

Footnotes

References to studies

Included studies

FLX-HCJW

Unpublished data only

[Empty]

PAR-676

Unpublished data only

[Empty]

PAR-704

Unpublished data only

[Empty]

SER-90CE21-0498

Unpublished data only

[Empty]

Excluded studies

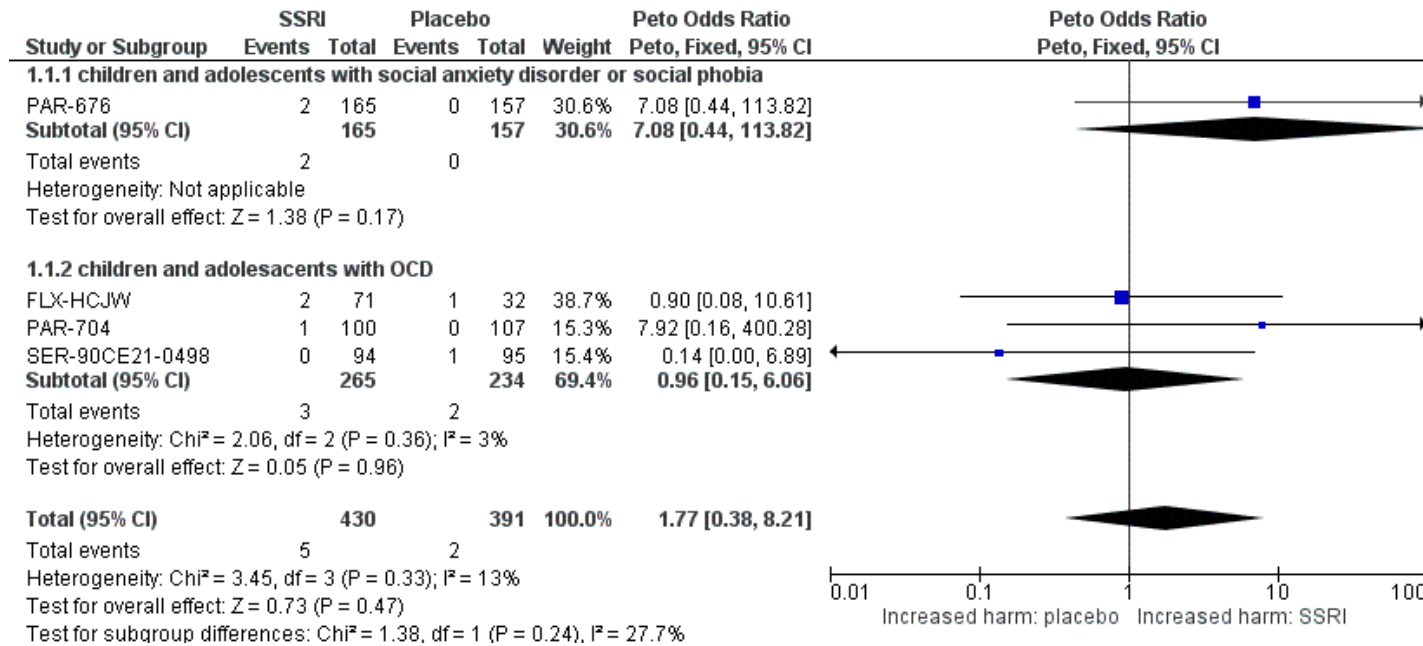
Data and analyses

1 SSRIs versus Placebo in children and adolescents

Outcome or Subgroup	Studies	Participants	Statistical Method	Effect Estimate
1.1 suicidal behaviour	4	821	Peto Odds Ratio (Peto, Fixed, 95% CI)	1.77 [0.38, 8.21]
1.1.1 children and adolescents with social anxiety disorder or social phobia	1	322	Peto Odds Ratio (Peto, Fixed, 95% CI)	7.08 [0.44, 113.82]
1.1.2 children and adolescents with OCD	3	499	Peto Odds Ratio (Peto, Fixed, 95% CI)	0.96 [0.15, 6.06]
1.2 Aggressive behaviour	4	821	Peto Odds Ratio (Peto, Fixed, 95% CI)	3.04 [1.39, 6.66]
1.2.1 children and adolescents with social anxiety disorder or social phobia	1	322	Peto Odds Ratio (Peto, Fixed, 95% CI)	2.28 [0.51, 10.17]
1.2.2 children and adolescents with OCD	3	499	Peto Odds Ratio (Peto, Fixed, 95% CI)	3.39 [1.35, 8.51]
1.3 Akathisia	4	821	Peto Odds Ratio (Peto, Fixed, 95% CI)	4.27 [0.06, 294.70]
1.3.1 children and adolescents with social anxiety disorder or social phobia	1	322	Peto Odds Ratio (Peto, Fixed, 95% CI)	Not estimable
1.3.2 children and adolescents with OCD	3	499	Peto Odds Ratio (Peto, Fixed, 95% CI)	4.27 [0.06, 294.70]
1.4 suicidal behaviour	4	821	Peto Odds Ratio (Peto, Fixed, 95% CI)	1.77 [0.38, 8.21]
1.4.1 children and adolescents with social anxiety disorder, social phobia or OCD	4	821	Peto Odds Ratio (Peto, Fixed, 95% CI)	1.77 [0.38, 8.21]
1.5 Aggressive behaviour	4	821	Peto Odds Ratio (Peto, Fixed, 95% CI)	3.04 [1.39, 6.66]
1.5.1 children and adolescents with social anxiety disorder, social phobia or OCD	4	821	Peto Odds Ratio (Peto, Fixed, 95% CI)	3.04 [1.39, 6.66]

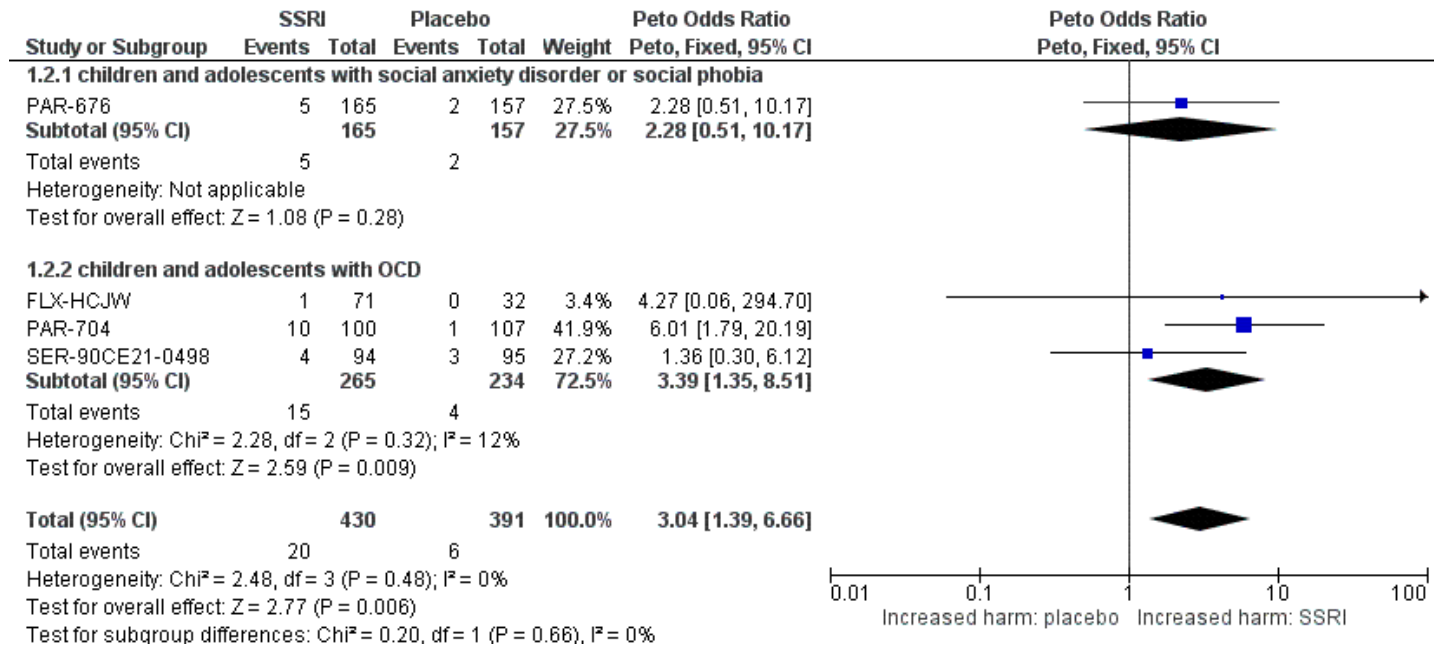
Figures

Figure 1 (Analysis 1.1)



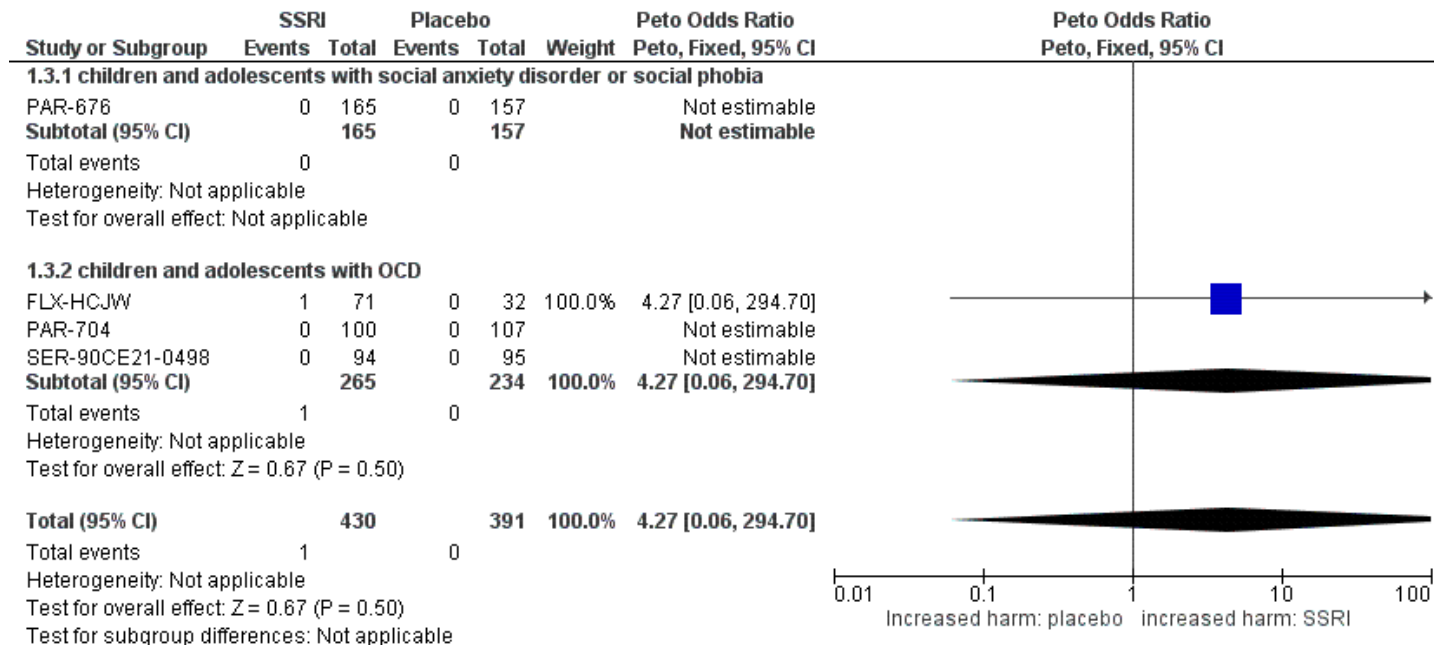
Forest plot of comparison: 1 SSRIs versus Placebo in children and adolescents, outcome: 1.1 suicidal behaviour.

Figure 2 (Analysis 1.2)



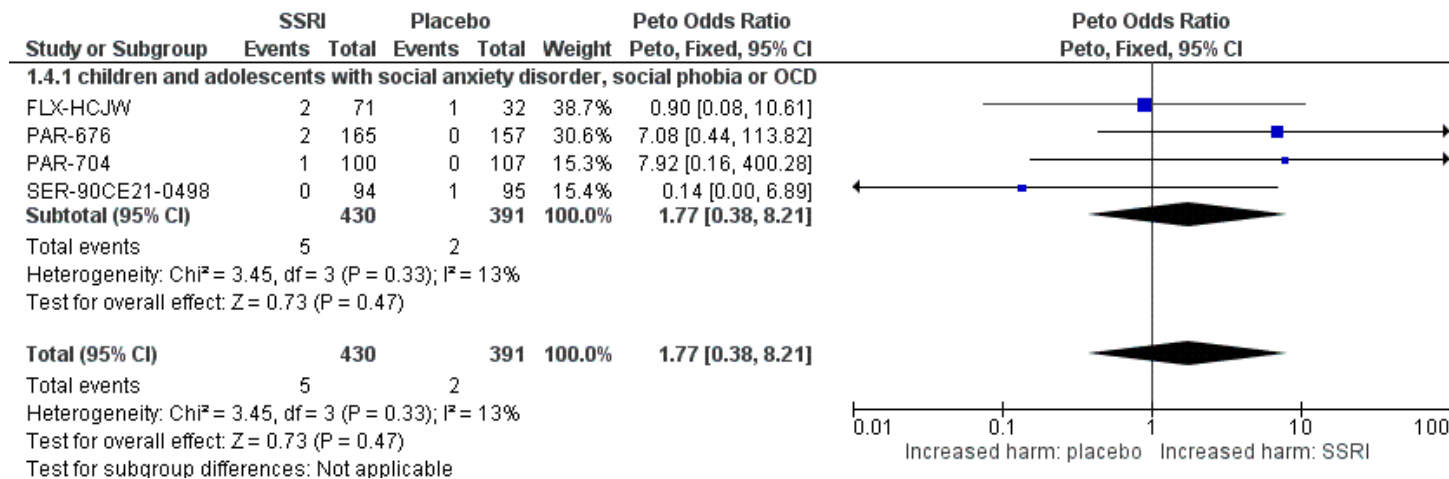
Forest plot of comparison: 1 SSRIs versus Placebo in children and adolescents, outcome: 1.2 Aggressive behaviour.

Figure 3 (Analysis 1.3)



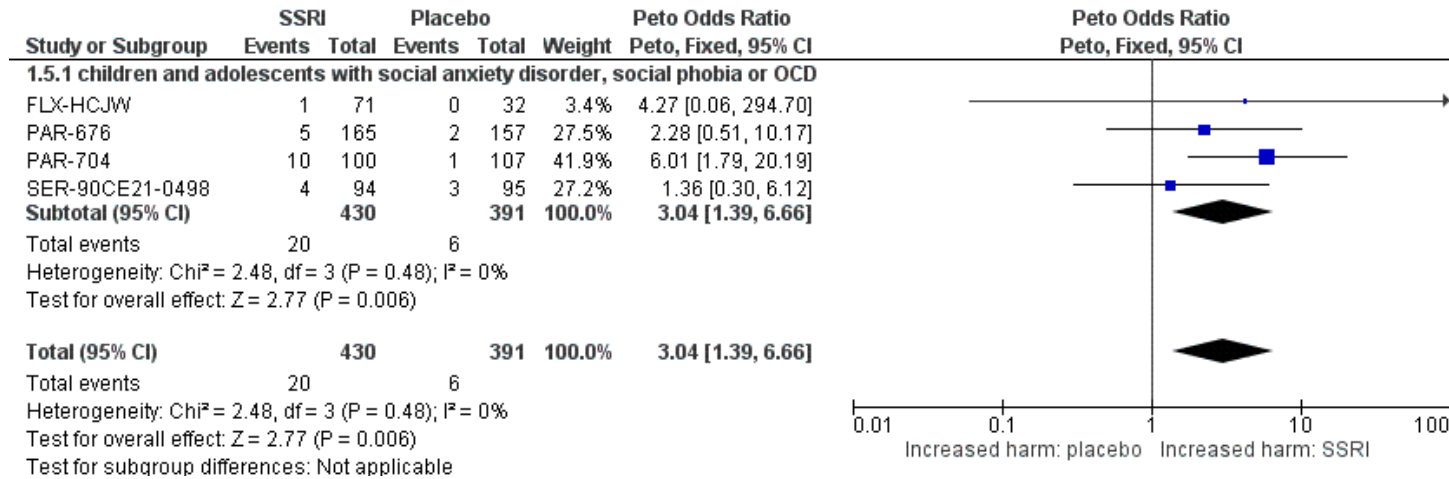
Forest plot of comparison: 1 SSRIs versus Placebo in children and adolescents, outcome: 1.3 Akathisia.

Figure 4 (Analysis 1.4)



Forest plot of comparison: 1 SSRIs versus Placebo in children and adolescents, outcome: 1.4 suicidal behaviour.

Figure 5 (Analysis 1.5)



Forest plot of comparison: 1 SSRIs versus Placebo in children and adolescents, outcome: 1.5 Aggressive behaviour.