

NKR-nakke pico 10. Manuel beh./Træning vs.medicin

Review information

Authors

[Empty name]¹, [Empty name]¹

¹[Empty affiliation]

Citation example: [Empty name], [Empty name]. NKR-nakke pico 10. Manuel beh./Træning vs.medicin. Cochrane Database of Systematic Reviews [Year], Issue [Issue].

Characteristics of studies

Characteristics of included studies

Bronfort, 2012

Methods	
Participants	
Interventions	
Outcomes	
Notes	Gross (a), 2015

Risk of bias table

Bias	Authors' judgement	Support for judgement
Random sequence generation (selection bias)	Low risk	Gross, (a), 2015
Allocation concealment (selection bias)	Low risk	Gross, (a), 2015
Blinding of participants and personnel (performance bias)	High risk	Gross, (a), 2015

Blinding of outcome assessment (detection bias)	High risk	Gross, (a), 2015
Incomplete outcome data (attrition bias)	Unclear risk	Gross, (a), 2015
Selective reporting (reporting bias)	Low risk	Gross, (a), 2015
Other bias	Unclear risk	

Bronfort, 2012 (1)

Methods	
Participants	
Interventions	
Outcomes	
Notes	

Risk of bias table

Bias	Authors' judgement	Support for judgement
Random sequence generation (selection bias)	Unclear risk	
Allocation concealment (selection bias)	Unclear risk	
Blinding of participants and personnel (performance bias)	Unclear risk	
Blinding of outcome assessment (detection bias)	Unclear risk	
Incomplete outcome data (attrition bias)	Unclear risk	
Selective reporting (reporting bias)	Unclear risk	
Other bias	Unclear risk	

Footnotes

Characteristics of excluded studies*Footnotes***Characteristics of studies awaiting classification***Footnotes***Characteristics of ongoing studies***Footnotes***References to studies****Included studies*****Bronfort, 2012***

[Empty]

Bronfort, 2012 (1)

[Empty]

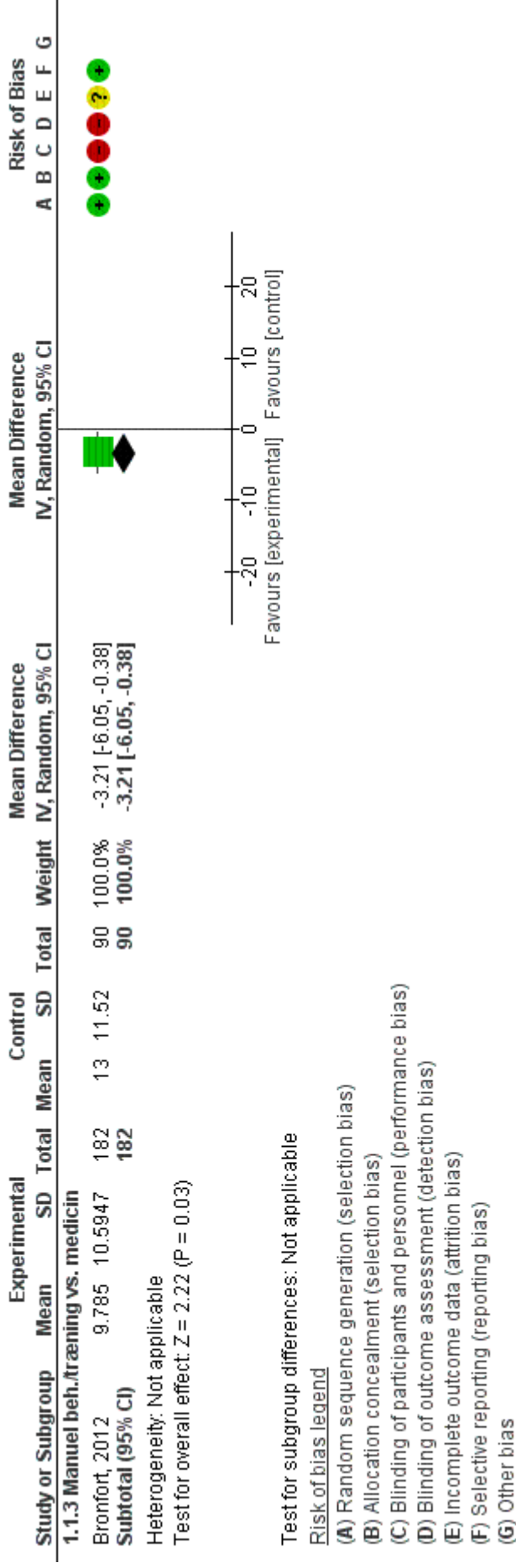
Excluded studies**Data and analyses****1 Træning/manuel vs. medicin**

Outcome or Subgroup	Studies	Participants	Statistical Method	Effect Estimate
1.1 Funktionsevne (level of function) Follow-up	1		Mean Difference (IV, Random, 95% CI)	Subtotals only
1.1.3 Manuel beh./træning vs. medicin	1	272	Mean Difference (IV, Random, 95% CI)	-3.21 [-6.05, -0.38]

	1					
1.2 Livskvalitet (Quality of life) Follow-up	1				Mean Difference (IV, Random, 95% CI)	Subtotals only
1.2.3 Manuel beh./træning vs. medicin	1	272			Mean Difference (IV, Random, 95% CI)	-1.59 [-3.24, 0.07]
1.4 Frafald (Dropout) EoT	1				Risk Ratio (M-H, Random, 95% CI)	Subtotals only
1.4.3 Manuel beh./træning vs. medicin	1	272			Risk Ratio (M-H, Random, 95% CI)	0.38 [0.21, 0.69]
1.5 Bivirkninger-forhøjet blodtryk (Increased blood pressure)	1				Risk Ratio (M-H, Random, 95% CI)	Subtotals only
1.5.3 Manuel beh./træning vs. medicin	1	266			Risk Ratio (M-H, Random, 95% CI)	0.09 [0.00, 1.91]
1.6 Bivirkninger (Gastrointestinale symptomer)	1				Risk Ratio (M-H, Random, 95% CI)	Subtotals only
1.6.3 Manuel beh./træning vs. medicin	1	266			Risk Ratio (M-H, Random, 95% CI)	0.01 [0.00, 0.22]
1.7 Smerte (Pain)	1				Mean Difference (IV, Random, 95% CI)	Subtotals only
1.7.3 Manuel beh./træning vs. medicin (EoT)	1	272			Mean Difference (IV, Random, 95% CI)	-0.46 [-0.89, -0.03]
1.7.6 Manuel beh./træning vs. medicin (FU)	1	272			Mean Difference (IV, Random, 95% CI)	-0.50 [-0.99, 0.00]


Figures

Figure 1 (Analysis 1.1)



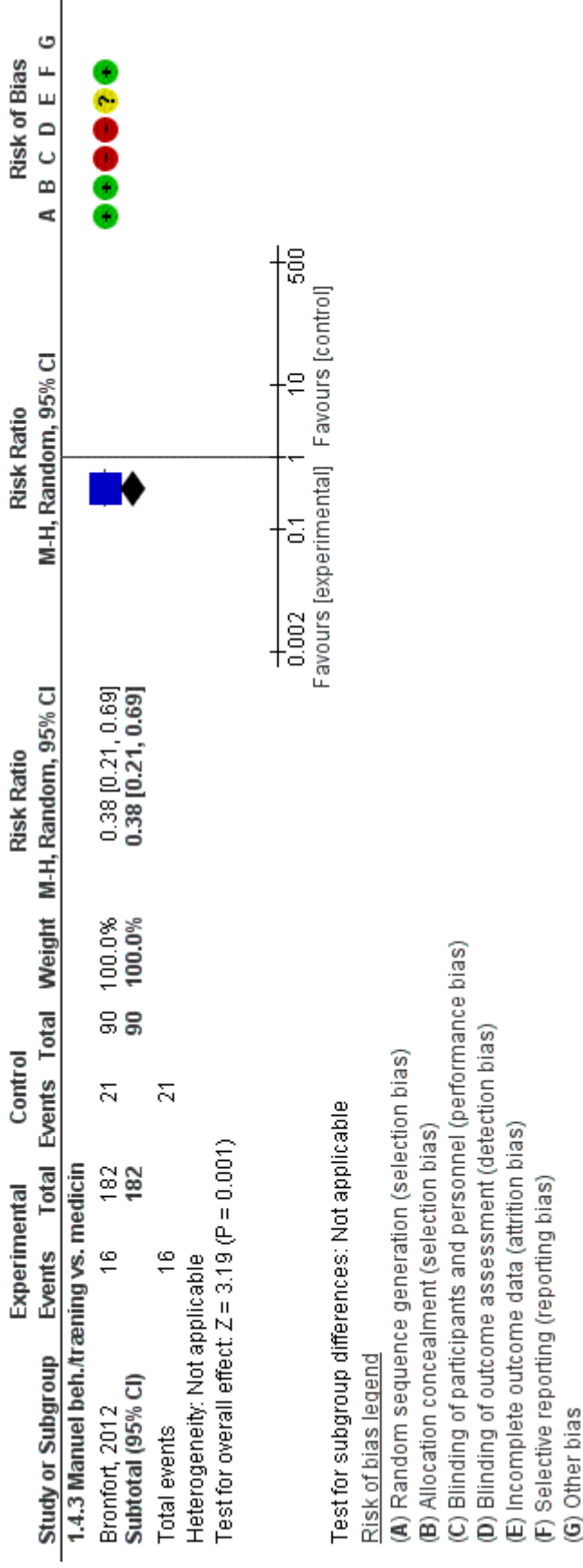
Forest plot of comparison: 1 Træning/manual vs. medicin, outcome: 1.1 Funktionsevne (level of function) Follow-up.

Figure 2 (Analysis 1.2)



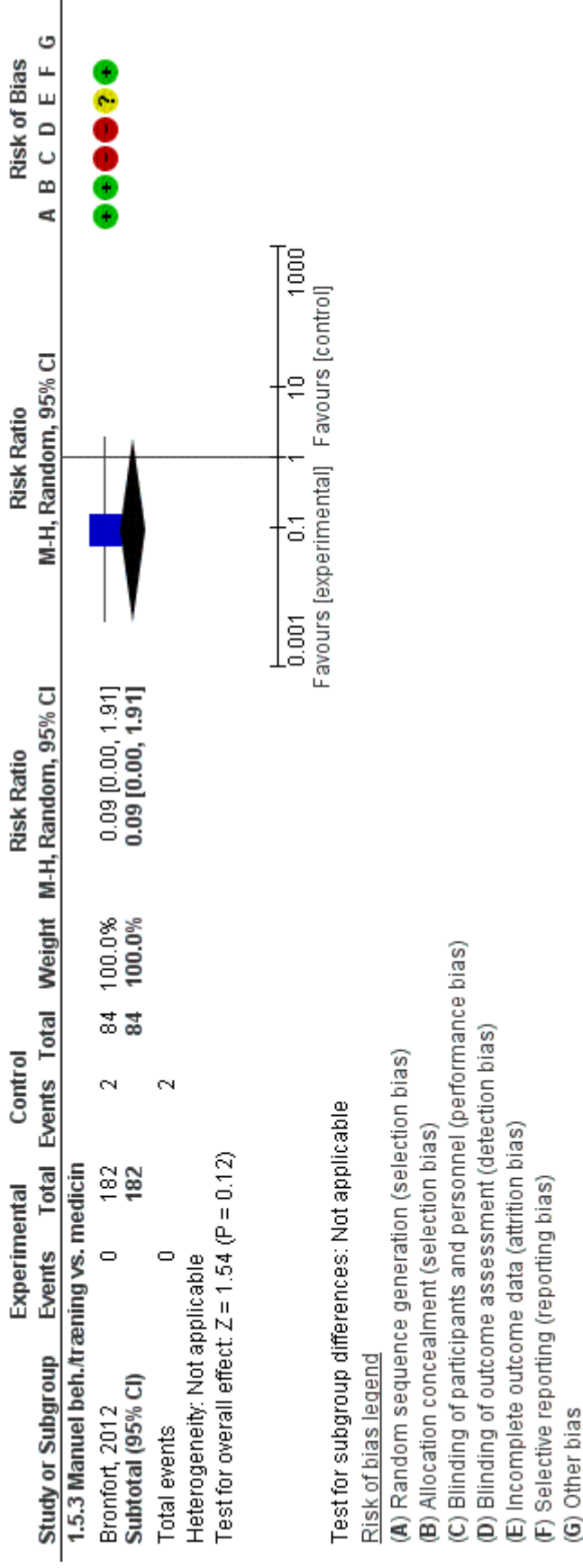
Forest plot of comparison: 1 Træning/manuel vs. medicin, outcome: 1.2 Livskvalitet (Quality of life) Follow-up.

Figure 3 (Analysis 1.4)



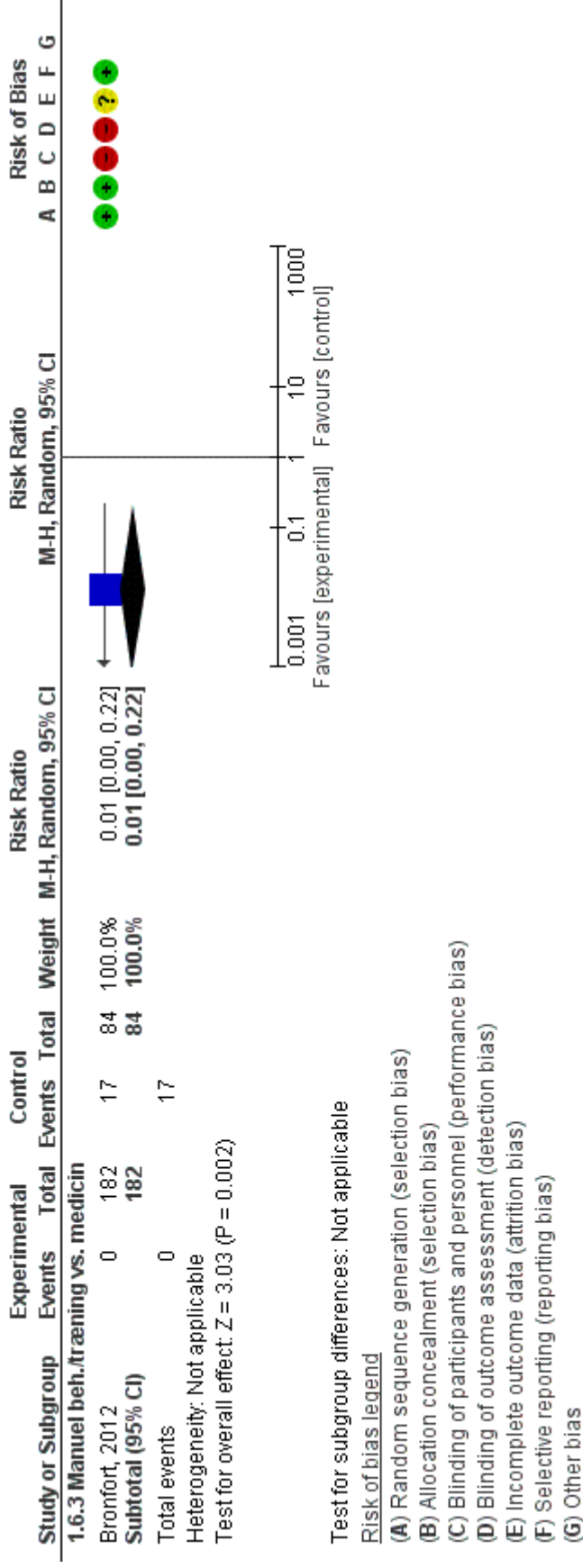
Forest plot of comparison: 1 Træning/manuel vs. medicin, outcome: 1.4 Frafald (Dropout) EoT.

Figure 4 (Analysis 1.5)



Forest plot of comparison: 1 Træning/manuel vs. medicin, outcome: 1.5 Bivirkninger-forhøjet blodtryk (Increased blood pressure).

Figure 5 (Analysis 1.6)



Forest plot of comparison: 1 Træning/manuel vs. medicin, outcome: 1.6 Bivirkninger (Gastrointestinale symptomer).

Figure 7 (Analysis 1.7)

